

Lakeview Quilters Guild Quilt Show Guide 2010



“All That Jazz”

WHAT:

The 2010 Quilt Show celebrates the art of quilting and showcases some of the most beautiful works of our guild’s membership.

WHEN:

The show will be held on:

- Thurs., **May 13**, 6 – 8:00 pm: a members-only preview evening
- Friday, **May 14**, 9-5:00 pm
- Sat., **May 15**, 9-4:00 pm

WHERE

Victory Camp
1407 Victory Lane
Alvin, Texas

To get there: From I-45 take FM 528 west toward Alvin. Before Hwy 35, turn left on Victory Lane. Victory Camp is on the right side, across the street from Living Stones Church.

HOW

Admission is

- \$5 per person - advance purchase
- \$6 per person - at the door
- Free - children 12 and under

A NOTE FROM THE CHAIRPERSON

As Chairperson of the 2010 Quilt Show, I welcome you to the eighth biennial quilt show sponsored by our guild. The show offers all of us an opportunity to share the talent of our quilt makers and the beauty of our quilts – while also educating the public about quilts and quilt making. All quilts on display are entered by our guild’s members, and each quilt represents talent and the joy of quilt making.

For those of you who wish to get involved in helping with the quilt show, please take a look at this guide. There is much to be done – and your support is critical to our success. I want to thank all of my wonderful committee chairs who have shared their time and energy to make this show a success.

Whether you are a long-time member of the guild or a new member – we welcome your participation!

Tonda Helm

INSIDE...

- Committee Chairs
- Schedule
- Raffle Quilt
- Volunteer Opportunities
- Little Quilt Silent Auction
- Boutique
- Admissions
- Judging
- Raffle Quilt Ticket Sales
- Quilt Show Rules
- Quilt Entry Information
- Making Sleeves for Quilts
- Vendor List

All that Jazz is the theme of this year’s show.

For it to be a complete success, we need your help – talk to Tonda or committee chairs about opportunities!

COMMITTEE CHAIRS

Putting together a quilt show is no small task – planning began in February of 2009. The following guild members joined us early-on to help make our 2010 quilt show a success. If you have questions, feel free to contact them.

Show Chairperson Tonda Helm

Committee Chairs

Publicity	Mary Jo Thompson
Judging	Georgann Wrinkle
Ribbons	Cristyn Merry
Treasurer	Karen Watts
Online Registration	Cynthia Clark
Boutique	Cynthia Williford
Admissions	Marsha Fuller
Facility Layout	Kris Bryson
Hospitality/Gloves Programs	Merridy Pyer
Silent Auction	Alisa Williams
Decorations	Jennifer and Judy Wells
Quilt Registration	Elaine Bishop
Vendors	Lecia Majewski
Quilt Hanging	Sherrie Groman
Photography	Alisa Williams
Mini Auctions	Emily Venski
Raffle Quilt	Karen Watts
Show Quilt Ticket Sales	Peggy Bristow

VOLUNTEERS

- Coordinate your volunteer efforts with the committee chair overseeing your task area.
- If you are a quilt angel, pick up your gloves and wear them when touching the quilts and showing them to visitors; return them when you have completed your shift.
- Food and drinks are not allowed in the show area, other than in specially designated areas.
- Smoking is not allowed anywhere in the facility.
- Wear comfortable shoes – some tasks require extended standing... and wear a smile – it's disarming and gracious to our guests!


Join us for Preview Night...

On Thursday, **May 13**, guild members and their immediate family are invited to a private preview event. At **6:00 pm**, the doors to the quilt show will open and winners of awards in the show will be announced and thanks will be given to those who have worked so hard to make our *“All That Jazz”* show a success.

There will be plenty of time for viewing the quilts, taking photos, and making a quick visit to the Silent Auction display, the boutique, and vendors.

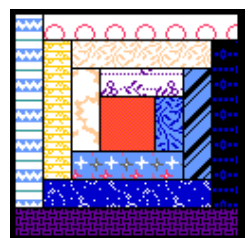
At **8:00 pm**, we will adjourn until Friday morning.

We hope to see everyone there!



Final volunteer assignments

will be confirmed by phone or email one or two weeks prior to the show. Be sure and mark your calendar – we are depending on you!



SCHEDULE

It takes a *lot* of work to make the Lakeview's Quilt Show a reality. The following schedule identifies the key dates for various aspects of the show.

Monday April, 2009	Budget approval at the guild monthly meeting
Monday September 15, 2009	Initial display of the raffle quilt. Tickets ready for distribution at the monthly meeting
December 1, 2009	Electronic entry form for quilts is available online (and printed in December newsletter)
January 2010	Publicity is initiated with posters, book marks, etc.
Monday March 15, 2010	Final quilt entry deadline (guild meeting night)
Monday March 15, 2010	Deadline to receive Silent Auction Quilts! (guild meeting night)
Wednesday May12, 2010	Quilt drop off (quilters will be notified of time by post card) 9 am - 12 pm Setup 12 - 5 pm judging
Thursday May 13, 2010	9 am - 4 pm Judging 6 - 8 pm: Preview night and awards presentation
Friday May 14, 2010	9 - 5 pm: Show open
Saturday May 15, 2010	9 - 4 pm: Show open 3:30 pm: Drawing for donation quilt winner! 4:30 - 5:00 pm: Quilt pickup

RAFFLE QUILT

The Lakeview Quilters Guild 2010 raffle quilt is "*All That Jazz*". The quilt is a wonderful interpretation of the show's theme, "All That Jazz" and is an original design created by Karen Watts. Cristyn Merry added her creative touch in quilting the quilt.

The quilt, 96 by 96 inches, was pieced together by 10 talented guild members over a two-week period. Patterns for the quilt are available.


VOLUNTEER OPPORTUNITIES

We need your help to make the quilt show a reality! Consider volunteering for the following activities:

- **BUY AND SELL RAFFLE TICKETS!!!**
This is a major fund raising effort of the guild and ticket sales are important to the guild's future.
- **MAKE A SILENT AUCTION LITTLE QUILT!!!** See details in this show guide.
- Be a **SCRIBE FOR THE JUDGES!!!** We will need several people to take a 1 to 2 hour shift, taking notes on what the quilt show judges have to say about the judged entries.
- Staff the **ADMISSIONS** table, collect admission monies, hand out programs, and collect viewer's choice votes.
- Staff the **SILENT AUCTION** tables and oversee bidding on donated items
- Make items and staff the **BOUTIQUE**; collect monies for items made by guild members
- Staff the **CAFE**. Sell pre-packaged food and drink.
- **HELP WITH THE SET UP**. Bring stepstools and come early on Thursday to hang quilts and return on Saturday afternoon to take down quilts – you'll get to see the quilts first! Help is also needed with signage placement, ribbon pinning, and check-in/out.
- Circulate throughout the show as a **"WHITE GLOVER"** Your task is to protect the quilts and make sure that visitors are safe and secure.
- Be a **GREETER** for our guests. Explain general layout.
- Be a vendor **ANGEL** and make sure the vendors are well-taken care of.
- **THANK THE VENDORS and DONORS** who have helped us make this show a success!

SILENT AUCTION

At each Quilt Show, we host a silent auction where viewers can bid on assorted items contributed by guild members. These contributions are finished items and allow the public and guild members to acquire high-quality quilted items that are rarely available in gift shops or craft shows. This year we are going to offer gift baskets as an addition to the many choices attendees can bid on. We hope to **CHALLENGE** each bee to put together a "themed" basket for this auction (e.g. quilter's delight, family night, chocolate, spa).



Buyers may view and bid on items throughout the show. In the event that two or more bidders are interested in continuing a bid on the same item beyond the posted bid closing time, they may enter into a verbal bidding process. To do this, all interested bidders must be present at the Silent Auction booth at bid closing time (no exceptions), and they must have entered a written bid on the bid sheet. Verbal bidding will continue until only one bidder remains. All other items will be sold to the top written bid as represented on the bid sheet.

This year there will be two separate sets bidding items each day. Friday's bidding will end at 1:00 and 5:00 pm. The Saturday's bidding will end at 12:30 and 3:30 pm. The successful bidders will be notified by phone if not present at the given times above. Arrangements to pick up the quilt will be made at that time. If the items are not picked up within a week of the show, the second highest bidder will be notified.

The Silent Auction is a significant money-maker for the show. Your support for it is important – in both donating items and buying items. The rules for the silent auction donations are listed below – along with a donation record.

Ideas for making your items for the Little Quilt Silent Auction

Do you know what a “One-Block-Wonder” is? It’s a UFO just waiting to be turned into a small quilt for the Little Quilt Silent Auction! Give yourself permission to PLAY and create something amazing from your single block. Try a new technique, experiment with color, or just close your eyes and go for it! You’ll be amazed at how creative your inner-self really is. Members may donate as many Silent Auction Little Quilts as they wish.

If this is more freedom than you trust yourself with, check out some of our guild’s website links for inspiration: <http://www.lakeviewquiltersguild.org/links.htm>

Don’t forget to window shop early! As the little quilts are submitted for the auction, pictures of the quilts will be added to the Lakeview Quilters Guild website.

Rules for making your little quilt:

The quilt should have a perimeter no larger than 120 inches (e.g., 35 by 25 = 120” or 30” square, or any other dimensions that add up to 120” or less.) There is no minimum size. We won’t turn down a quilt that is a little larger than these dimensions, however.

The quilt can be pieced, appliquéd, or both. The quilt does not have to be a true miniature quilt - it just needs to meet the size limitations. A hanging sleeve does not have to be attached to the back of the quilt for displaying but it would be nice for the buyer. Please attach a label, if possible.

Completed quilts and/or Baskets should be turned in by the March 2010 guild meeting with the following information:

Silent Auction Donation Record

Donated by _____
Mailing Address _____

Phone _____
Made by _____ (if known)
Title of Quilt: _____ (Optional)
Brief description of quilt: _____

Minimum Bid: \$ _____
(Optional: The quilt will be returned to the donor if the minimum bid is not met)

“Buy It Now” Price: \$ _____
(Optional: This allows a buyer to purchase the quilt for the specified price as long as the current bid is below the “Buy It Now” amount)

If you have any questions, please contact a member of the Show Committee or email: show@lakeviewquiltersguild.org

BOUTIQUE

The guild will sponsor a Boutique Booth at the quilt show to offer handcrafted items for sale to the public. Any member of the Lakeview Quilters Guild may participate. Each participant will receive 90% of the sale price of the items sold. The Guild will retain 10% of the sale price. All applicable sales tax will be collected at the time of the sale. The guild will be paying the taxes that are collected.

Our Boutique is a great place to pick up gifts for family, friends, and co-workers – not to mention that it is an opportunity to treat yourself to something special! We encourage everyone to make items to sell in the boutique – it's a great way to earn a little pin money for yourself... that you can use to buy more fabric and notions, of course!

Each participant is obligated to contribute a minimum of 2 to 4 hours to the Boutique Booth, helping with: setting up prior to the show, selling during the show, and clearing the booth after the show. A sign-up schedule will be available in March 2010. Each participant will be assigned a number at the time of registration and sales tags provided by the guild to be used on the items to be sold.

All items must be hand-crafted and sale price tags attached. All unsold items must be picked up by the close of the Quilt Show on Saturday. The Guild will not be responsible for lost or stolen items. Any item without a tag will be removed from the sales area and any loose tags found will be destroyed. If you feel you have over-priced or under-priced an item, it needs to be removed from the floor and a new tag attached. No "cross outs" or "reductions" will be allowed on the tags.

In order to participate in the Boutique Booth, please complete the registration form and submit it to the [Boutique Chairperson](#) no later than the March 2010 guild meeting. Any questions may be directed to her.

BOUTIQUE REGISTRATION FORM

Boutique Registration No.

Name:

Address:

City:

Zip code:


Telephone No:

Fax No.:

E-Mail:

Brief Description of Item(s):

Estimated No of items to be submitted:



ADMISSIONS


Friday and Saturday: at the admissions table, you can buy tickets for the quilt show, as well as pick up a program. Messages may be left at the admissions table, and Viewer's Choice ballots may be deposited there also. Admission is \$6 per day. Children 12 and under are admitted at no charge. Members must pay to enter the show unless they are working a volunteer shift on that day. This year tickets will be available prior to the show for \$5. We encourage everyone to sell some to friends, family and neighbors.

JUDGING

Our quilts will be judged prior to the opening of the show. Our judge will need a scribe who writes down her comments as she evaluates and judges the judged entries (some entrants will opt out of having their quilt judged). Scribes must be good listeners, write quickly and well, and be sensitive to the nature of the work of a judge. If you have questions and would be interested in taking a 1 to 2 hour shift as a scribe, please contact the one of the Judging Co-Chairs. Scribing is an excellent way to learn what judges look for when examining, evaluating, and judging individual quilts!



Clip art courtesy of www.straw.com/quilting



RAFFLE QUILT TICKET SALES

If you are interested in buying more tickets for the raffle quilt, "**All That Jazz**," contact a Show Committee member. Tickets are \$1 each or six for \$5.00. The winner of the stunning donation quilt will be chosen on Saturday, May 15, at 3:30 pm. The raffle quilt ticket sales are a major fundraiser for the guild, and we count on our members to buy and sell tickets. As a result of the efforts of those of you who purchase or sell tickets, the guild will continue to have dynamic, inspirational, informative speakers and workshops, a comprehensive selection of library books, and funds that support the making of community service quilts. Five ticket packets and a photo of the quilt were prepared for every guild member. If, for whatever reason, you choose not to purchase the raffle tickets, we ask that you return the unsold tickets to the Ticket Chairperson so that they can be sold by other members. Additional tickets are available, beyond the thirty given to each guild member. After the tickets are sold, ticket stubs and the money should be returned to the ticket chairperson.

A beautiful wall quilt will be given to the member who sells the most tickets – and a \$50 gift certificate, redeemable at a local quilt shop, will be given to the person who sells the *winning* Raffle Quilt ticket. Get out there and sell those tickets, now!

Ultimate Guild Challenge

If you didn't make one in the fall of 2009 there is still time to make (or finish!) a challenge-themed quilt for our quilt show. The **Ultimate Guild Challenge** quilt must reflect the theme "Seasons," and be approximately 40 by 52 inches.

QUILT SHOW ENTRY RULES

Exhibitors must comply with all quilt show entry rules.

1. Each quilt entered in the show must be submitted by a Lakeview Quilters Guild member, and entered in his or her name.
2. All quilts must be completed.
3. All entries must be clean and undamaged to be shown or judged.
4. A quilt consists of three layers: backing, filler, and top, held together with stitching through all three layers. Edges should be finished appropriately.
5. Final placement in a category will be at the discretion of the Show Committee. If a quilt is moved to another category, the entrant will be notified as soon as possible.

Note: Special Exhibit quilts will be judged within their respective categories and not within the special exhibit (for example, the “Ultimate Guild Challenge” quilts will hang as a special exhibit but each quilt within the exhibit may be judged, as appropriate, as a pieced quilt or appliqué quilt, etc.). Challenges and other special displays are at the discretion of the Show Committee.

6. All quilts **must** have 4-inch sleeves except for Miniatures, which will be pinned to a background drape. If a quilt is 90 inches long or less, the sleeve must be attached at the top of the quilt. If the quilt is longer than 90 inches, the sleeve should be attached 90 inches from the lower edge – or the bottom of the quilt will be folded and will drape the floor beneath it; efforts will be made to ensure that the quilt is not soiled and that sheets are placed beneath the quilt to protect it. If a quilt is odd-shaped, entrants must contact the Show Committee by March 15, 2010, to make arrangements for appropriate hanging.
7. The exhibitor’s name must be on the back of the quilt, in the lower left-hand corner, along with his or her address and phone number.
8. Completed entry forms must be received by the deadline.
9. Each entrant will be mailed a postcard for each of their entries, detailing entry delivery time and location to the show. Entries must be picked up on Saturday, May 15, between 4:30 and 5:00 p.m. If the delivery or pickup times cannot be met, the exhibitor must make special arrangements with the Show Committee.
10. In all categories, all quilt makers must be acknowledged, including the hand or machine quilter.
11. Quilts may be judged within ONE of the following categories:
 - Pieced, Small 1 Person: Quilts must measure (length + width) less than or equal 120 inches and be predominantly pieced.
 - Pieced, Small 2 or more Persons: Quilts must measure (length + width) less than or equal 120 inches and be predominantly pieced. There may be any number of contributors and credit must be given to all of them.

- Pieced, Large 1 Person: Quilts must measure (length + width) more than 120 inches and must be predominantly pieced.
- Pieced, Large 2 or more Persons: Quilts must measure (length + width) more than 120 inches and must be predominantly pieced. There may be any number of contributors and credit must be given to all of them.
- Appliqué Quilt made by 1 Person: Predominantly appliqué quilt, completely made by one person. Appliqué consists of fabric designs cut of out one cloth and stitched or otherwise applied to the surface of another fabric.
- Appliqué Quilt made by 2 or more Persons: Predominantly appliqué quilt, made by two persons. Credit must be given to all contributors.
- Innovative Quilt: Pieced or appliquéd reflecting substantial deviation from traditional patterns and sets. Emphasis is on color, line, and design. There may be any number of contributors, and credit must be given to all of them.
- Pictorial Quilt: Any quilt that illustrates a recognizable image. There may be any number of contributors, and credit must be given to all of them.
- Miniature Quilt: Quilts with overall patterns reflecting reduced scale and blocks no larger than 4 inches square. Quilts must measure less than 24 inches on any side.
- Mixed Technique, 1 person: This category may include any quilt that does not obviously fit into another category. Quilts may be sewn by hand or machine. Examples are crazy quilts, painted quilts, photo quilts, whole-cloth quilts, or quilts that are a balanced combination of more than one technique.
- Mixed Technique, 2 or more persons. This category may include any quilt that does not obviously fit into another category. Quilts may be sewn by hand or machine. Examples are crazy quilts, painted quilts, photo quilts, whole-cloth quilts, or quilts that are a balanced combination of more than one technique. There may be any number of contributors, and credit must be given to all contributors
- Youth Quilt: Quilts completed by a child under 16 years of age. This category is not judged.

In addition to the previous categories, all judged quilts will *also* be included in one of the following categories:

- Merit Machine Quilting: Quilts evaluated on the quality of the quilting stitches and quilting design. Quilting may be done by any type of machine. There may be any number of contributors.
- Merit Hand Quilting: Quilts evaluated primarily on the quality of the quilting stitches and quilting design. There may be any number of contributors.

QUILT ENTRY INFORMATION

HOW TO ENTER A QUILT

Entrants may register their quilts by filling out the registration form and following the instructions contained therein. If you have access to the internet, however, we encourage you to use the electronic entry form found on the guild website, as it helps us automate our registration process. If you do not have access to the internet, hard copies of entry forms may be found at the quilt show information table at each guild meeting. Make copies as needed. Rules are contained in this Quilt Show Guide. We hope to have room to display all the items entered, however, we reserve the right to decline applications based on space availability. Items may be entered for either judging or display only (i.e., unjudged).

No late entry forms will be accepted. Entry forms may be hand-delivered to Elaine Bishop at any guild meeting until the March 15 deadline (the March guild meeting night). If mailed, entry forms must be received by the Show Committee prior to the deadline. If you have questions, contact a member of the Show Committee or send an email to: showentry@lakeviewquiltersguild.org.

Entries must include:

- 1. The printed entry form**
- 2. A check for the entry fee of \$5 per quilt**
(payable to Lakeview Quilters Guild)

CHECK-IN AND CHECK-OUT

All entries must be checked in on the date and location specified on the postcard each entrant will receive in the mail. Quilts need to be clean and in good condition, and must have a 4-inch sleeve attached to the back of the quilt (Miniature Quilts do not require a sleeve). A label with the maker's name(s), address, and phone number should be on the lower left corner of the back of the quilt (left as you look at the back of the quilt). We will be unable to accept any entries that do not meet these requirements.

All entries must be picked up on Saturday, May 15, between 4:30 and 5:00 pm. You will receive a receipt at Check-In for each entry. This receipt must be presented at Check-Out. Members may not remove their quilts directly from the display.

INSURANCE

Our guild does not purchase insurance for items exhibited during the show. In the unfortunate event that a quilt is damaged or stolen, you must place your claim with your private insurance carrier.

JUDGING

Guild volunteers serve as scribes for our judge.

DO YOU WANT YOUR QUILT JUDGED?

Quilt makers may choose to have their entry judged or not judged. This is a great opportunity to get feedback on your skills. For those quilts that are to be judged, a **First, Second, and Third** choice ribbon will be awarded in each of the judged categories. Honorable Mention ribbons will be awarded at the judge's discretion. A **First, Second and Third** choice ribbon will be awarded for Merit quilting in both Hand and Machine quilting. Honorable Mention ribbons will be awarded at the judge's discretion. In addition, overall awards will be given for **Best of Show, Viewers Choice, Judge's Choice (2), Best Interpretation of Theme** to be awarded by the Show Committee, and **President's Choice** to be awarded by the guild's current president. Each Youth Quilt entrant will also receive a special ribbon.

AWARDS

Awards are announced at the Preview Night on Thursday, May 13. There are both overall awards and awards by category. The Viewers' Choice award is voted on by attendees and is announced on Saturday, May 15, at 3:30 pm.

MAKING SLEEVES FOR QUILTS

Quilts that are entered in the show must have a hanging sleeve attached to the back when they arrive at check-in.

Rules for Sleeves

1. Quilts in all categories must have a 4-inch finished sleeve (Miniature quilts do not require a sleeve).
2. The top edge of the sleeve must be no more than 90 inches from the bottom edge of the quilt. If the sleeve is higher than 90 inches from the bottom, the quilt will be folded at the floor level. Care will be taken to protect the quilt from soiling on the floor.
3. To accommodate the hanging of odd-shaped quilts, you must contact the Show Committee ONE MONTH prior to the show to arrange for appropriate hanging.

Sleeve Construction

Step 1: The sleeve can be made from pre-washed cotton muslin or from the same fabric as the quilt. Cut a strip of fabric 9 inches wide and as long as the width of the quilt back. Turn the short sides under one half-inch and then sew the long sides together using a half-inch seam with right sides facing to make a tube.

Step 2: Turn the sleeve right-side out and press it flat with the seam midway down the side. Make a third crease one inch away from one of the others, between the other crease and seam (see Figure 1).

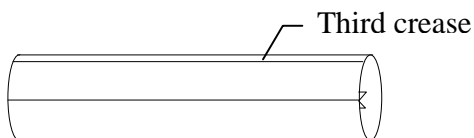


Figure 1: Press sleeve.

Step 3: Pin the sleeve to the quilt back with the seam facing the quilt back and the extra third crease towards the top (see Figure 2). This allows some slack in the sleeve for the hanging pole. The sleeve is generally placed just below and within the binding of the quilt.

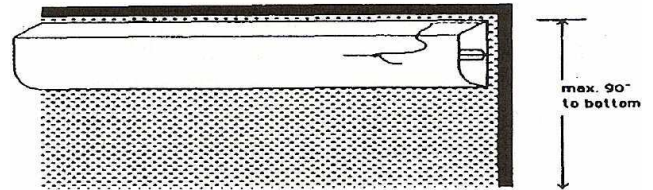



Figure 2: Attach sleeve.

Step 4: Stitch the upper and lower edges of the sleeve to the quilt using a running stitch. Every third or fourth stitch should go through the entire quilt. This method is not as attractive as a blind stitch, but it distributes the weight to all the layers of the quilt and will avoid stress to the quilt back and quilting stitches. For very large, heavy quilts, two rows of running stitches might be better. Cotton thread is recommended in the same color as the front of the quilt.

QUILTS WITHOUT SLEEVES WILL BE RETURNED TO EXHIBITORS



VENDORS

So Sew

1003 Abana
Houston, TX 77090
281/444-7359

Quilts With A Heart

P. O. Box 65
Priddy, TX 77687
325/642-1544
www.quiltswithaheart.com

Snip & Pins

P. O. Box 1165
Spring, TX 77383-1165
281/353-3530
www.snipandpins.com

Hmorehead Fabric Design

1201 W. FM 1431 #3
Marble Falls, TX 78654
830/693-1830

The Howell Studio

3525 Bellaire Drive, S.
Fort Worth, TX 76109
817/921-5880
www.thehowellstudio.webs.com

Sew Contempo

18203 Egret Bay Blvd.
Houston, TX 77058
281/222-5322
www.sewcontempo.com

Kar/Geo

1 Perthius Farm Road
La Marque, TX 77568
409/935-6719