


Auction / Lottery Block Bonanza SHOOFLY BLOCK - DUE JULY 17, 2017

You can make **one** block for auction **OR** you can make **two blocks** and be eligible for the lottery block drawing! The drawing to win the second set of blocks will be held during the Guild meeting on the night of the block due date.

Due:	July 17, 2017 at the Guild meeting.
Pattern:	Shoofly
Block Size:	8" x 8" with seam allowances or 7½" x 7½" finished
Colors:	Off white or cream Background, Primary colors for the rest of the block (print or solid)

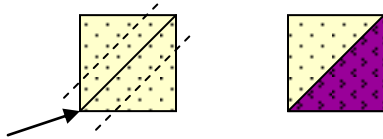


Cutting instructions for **ONE** block:

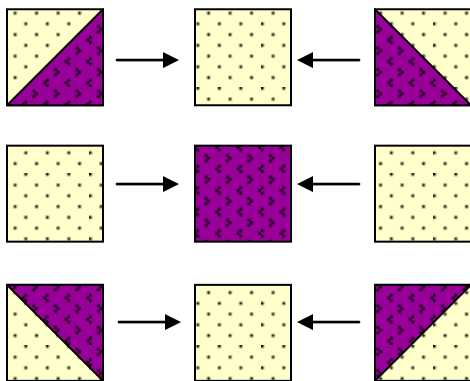
Color / Fabric	Number to Cut	Size
Shoofly - Primary colors - red, blue, green, yellow, orange, purple (print or solid)	2	3½" squares
	1	3" squares
Background - Off-white or cream	2	3½" squares
	4	3" squares

Sewing instructions:

1. Mark a diagonal line on wrong side of 3½" background squares. Place background and primary color fabric squares together, right sides facing each other. Stitch ¼" on either side of diagonal mark. Cut between stitching; press toward colored fabric; trim to 3" square.



2. Lay out the pieces and sew rows together.



3. Join rows to create block.

